

SF915C Low Loss RF Filter for US ISM applications

This product is lead-free in compliance with RoHs 2002/95/EC.

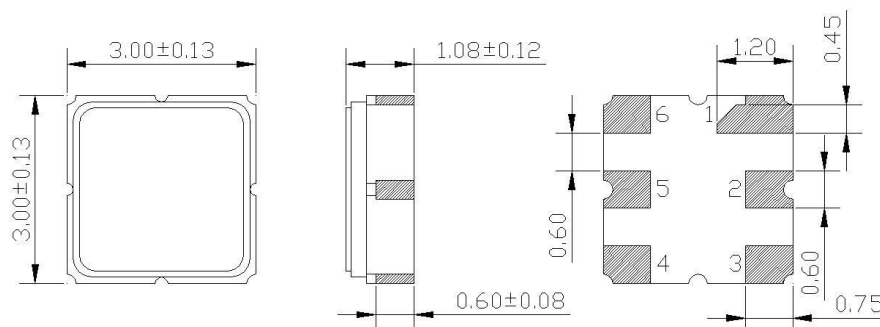
Test Conditions:

RF power	0 dBm	
Temperature	23 °C	
DC Voltage	0 V	
Terminating source impedance (Z _S):	50 Ω	No matching
Terminating load impedance (Z _L):	50 Ω	No matching

	minimum	typical	maximum	unit
Centre frequency		915		MHz
Insertion Loss in Pass Band 914 MHz – 916 MHz		2	3	dB
Ripple in Pass Band 914 MHz – 916 MHz		0.6	1.0	dB
VSWR in Pass Band 914 MHz – 916 MHz		1.3	1.8	
Rejection				
100 MHz – 300 MHz	45	48		dB
300 MHz – 904 MHz	38	42		dB
925 MHz – 930 MHz	15	30		dB
930 MHz – 1500 MHz	45	52		dB
1500 MHz – 2500 MHz	35	40		dB
RF Power			25	dBm
Operating temperature range	-40		+85	°C
Storage temperature range	-40		+85	°C
Temperature coefficient of frequency		-31		ppm/K

Electrostatic Sensitive Device

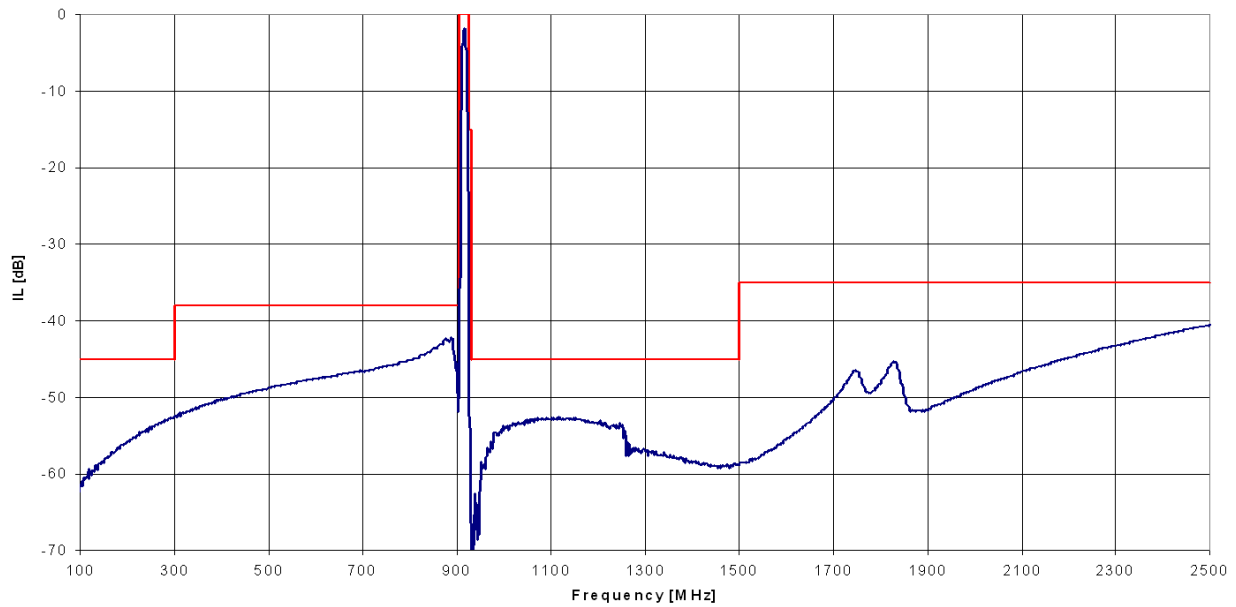
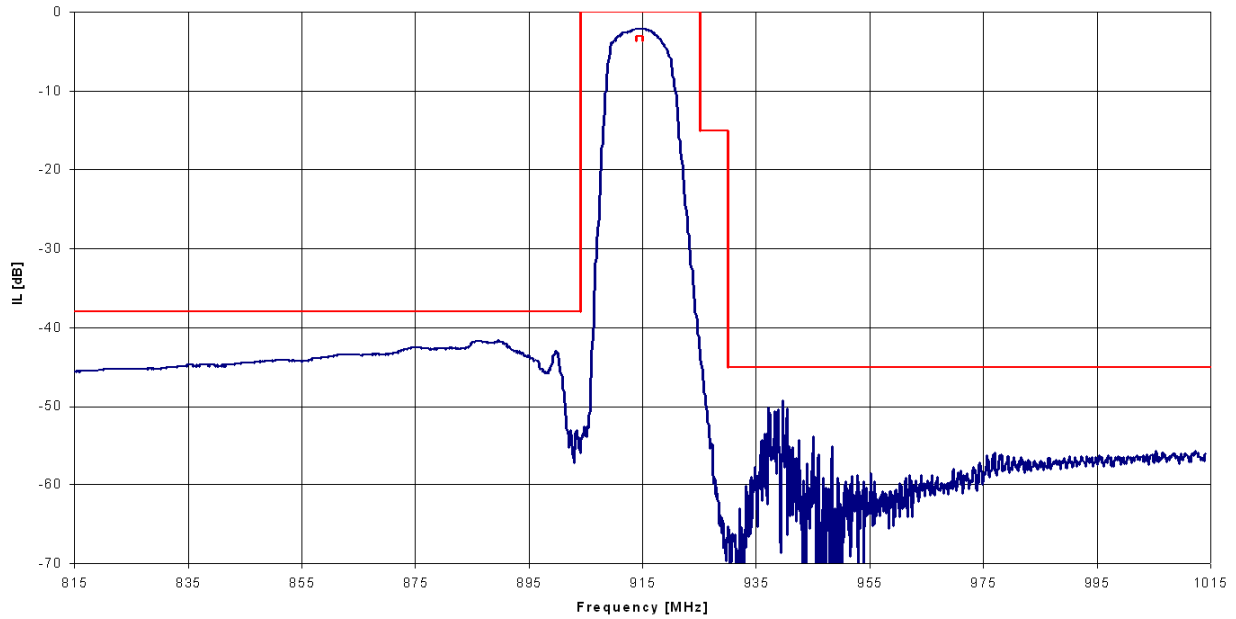
Package: S25 / 3.0*3.0mm²



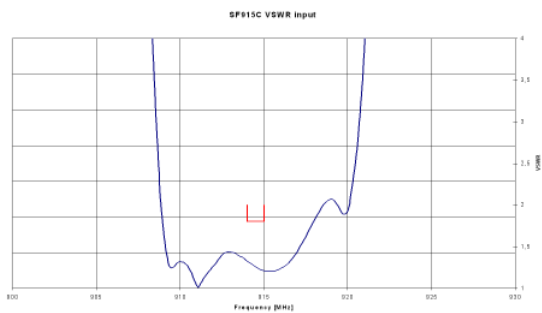
All dimensions in mm

Pin 1	Case ground	Pin 4	Case ground
Pin 2	Input	Pin 5	Output
Pin 3	To be grounded	Pin 6	To be grounded

Typical performance:



VSWR in



VSWR out

